

Bristol Airport Q1 2024 ATM & Pax report

Created by Operations Planning

Passengers

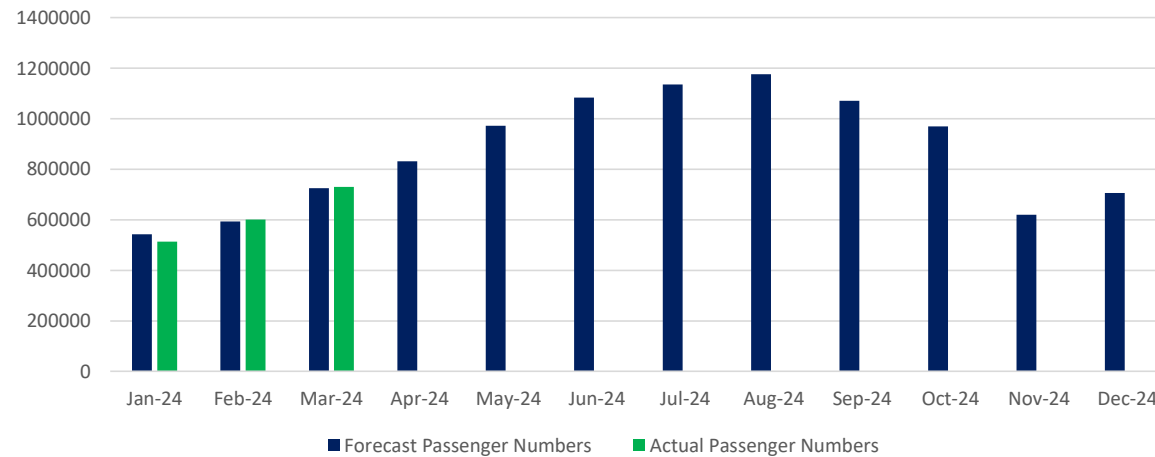
Limit of 12 million passengers per calendar year

Month 2024	Jan	Feb	Mar	Apr	May	Jun	Jul	Aug	Sep	Oct	Nov	Dec	Total
Forecast Passengers	543,000	594,000	726,000	832,000	973,000	1,084,000	1,136,000	1,177,000	1,071,000	970,000	620,000	707,000	10,433,000
Actual Passengers	513258	601328	730816										1,845,402

Projected 2024 Passengers

10,415,402

BRS Passenger numbers 2024

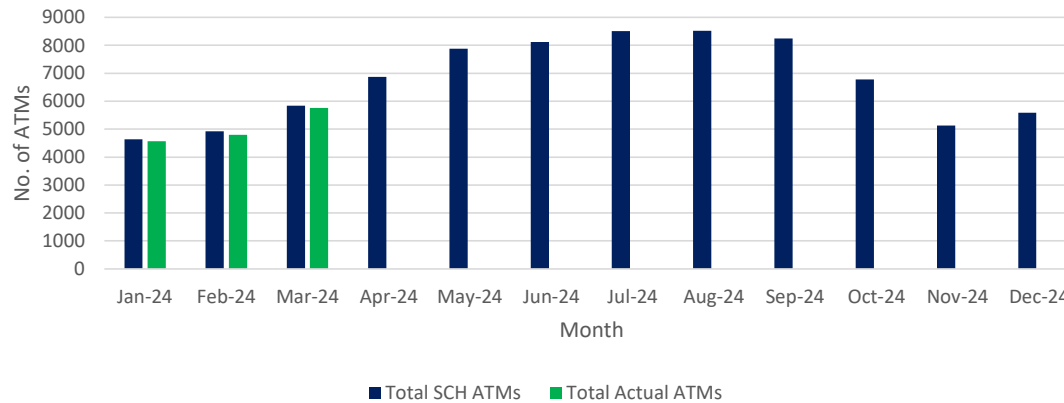


Air Transport Movements

ATM Limit of 85,990 per calendar year

Month 2024	Jan	Feb	Mar	Apr	May	Jun	Jul	Aug	Sep	Oct	Nov	Dec	Total
Schedule ATM	4642	4928	5842	6866	7880	8118	8505	8525	8240	6775*	5127*	5583*	81031
Actual ATM	4565	4799	5766										15130
ATMs with dispensation	0	2	2										4
Actual ATM	4565	4797	5764										15126

BRS Actual ATM v Schedule 2024



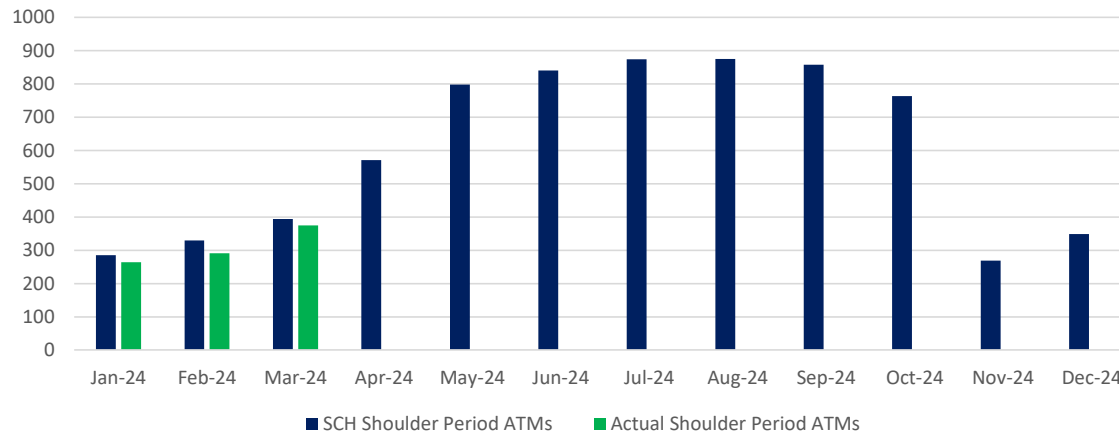
* Figures in red are indicative until Winter schedule is released in 2024 Q3

Air Transport Movements

Shoulder period limit of 9,500 ATM per calendar year (2300-2329 & 0600-0659)

Month 2024	Jan	Feb	Mar	Apr	May	Jun	Jul	Aug	Sep	Oct	Nov	Dec	Total
Schedule ATM	285	330	394	571	798	840	874	875	858	763*	269*	349*	7206
Actual ATM	264	291	375										930
ATMs with dispensation	0	0	0										0
Actual ATM	264	291	375										930

BRS Shoulder Period Actual v Schedule 2024



* Figures in red are indicative until Winter schedule is released in 2024 Q3

Night Movements

Limit of 4,000 ATMs 2330-0600 in adjoining Summer and Winter season

Month 2024	Jan	Feb	Mar	Apr	May	Jun	Jul	Aug	Sep	Oct	Nov	Dec	Total
Schedule NM ATM	49	52	97	335	465	509	578	584	533	486*	75*	82*	3845
Actual NM ATM	88	84	114										
NM Dispensations	26	6	25										
Net NM ATM	62	78	89										

Season	NM ATMs
S23	3398
W23	408
Total	3806

* Figures in red are indicative until Winter schedule is released in 2024 Q3