

# Bristol Airport Q4 2024 ATM & Pax report

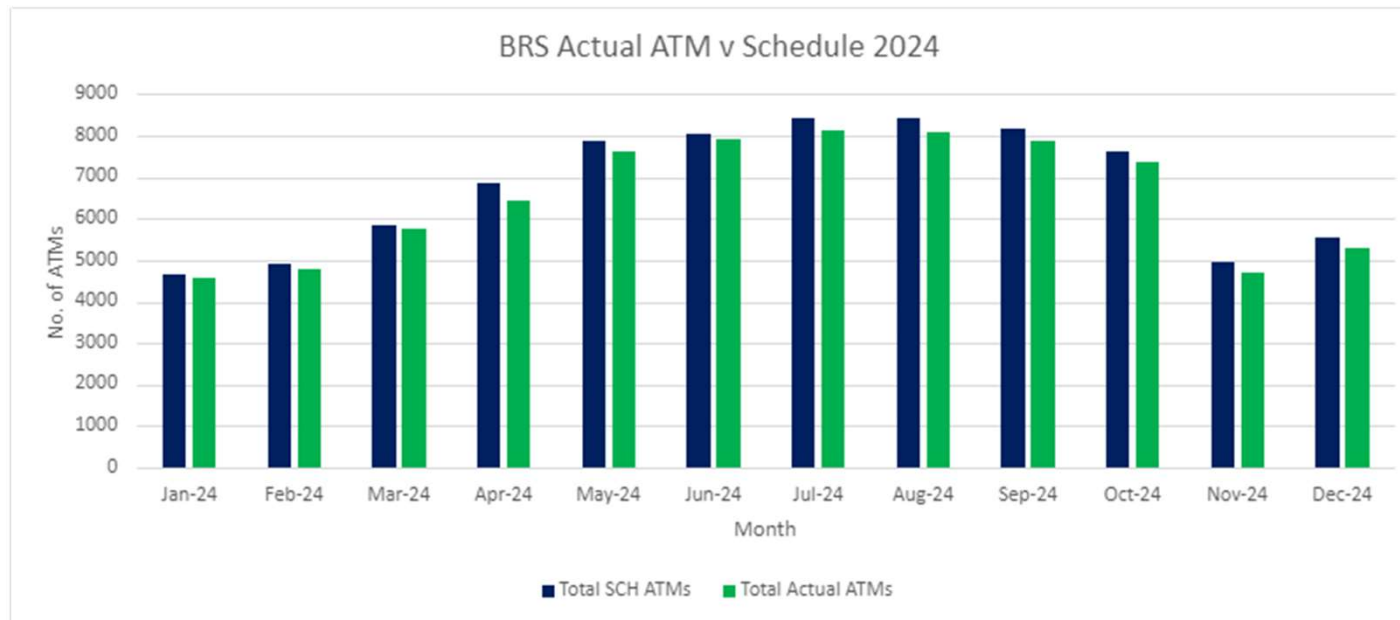
Created by Operations Planning

Please note Q1, Q2 & Q3 data have been updated in this report to reflect minor changes and ensure data is as accurate as possible, so figures in this report may differ slightly from previous quarter reports.

# Passengers

Limit of 12 million passengers per calendar year

Month 2024	Jan	Feb	Mar	Apr	May	Jun	Jul	Aug	Sep	Oct	Nov	Dec	Total
Forecast Passengers	543,000	594,000	726,000	832,000	973,000	1,084,000	1,136,000	1,177,000	1,071,000	954,000	605,000	728,000	10,423,000
Actual Passengers	513,258	601,328	730,820	859,369	1,028,034	1,097,373	1,142,450	1,188,651	1,074,923	966,938	603,730	672,238	10,479,112

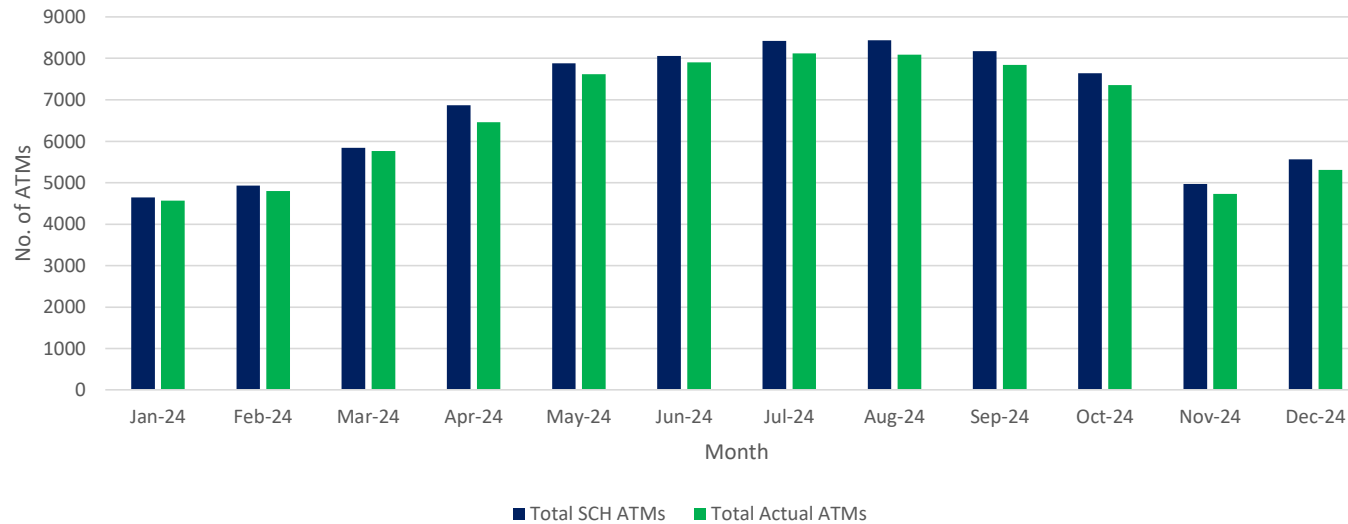


# Air Transport Movements

ATM Limit of 85,990 per calendar year

Month 2024	Jan	Feb	Mar	Apr	May	Jun	Jul	Aug	Sep	Oct	Nov	Dec	Total
Schedule ATM	4642	4928	5842	6866	7880	8055	8424	8439	8173	7639	4969	5561	81418
Actual ATM	4565	4799	5765	6457	7618	7902	8119	8088	7842	7357	4732	5310	78554
ATMs with dispensation	0	2	2	1	1	0	1	1	0	0	0	0	8
<b>Actual ATM</b>	<b>4565</b>	<b>4797</b>	<b>5763</b>	<b>6456</b>	<b>7617</b>	<b>7902</b>	<b>8118</b>	<b>8087</b>	<b>7842</b>	<b>7357</b>	<b>4732</b>	<b>5310</b>	<b>78546</b>

BRS Actual ATM v Schedule 2024

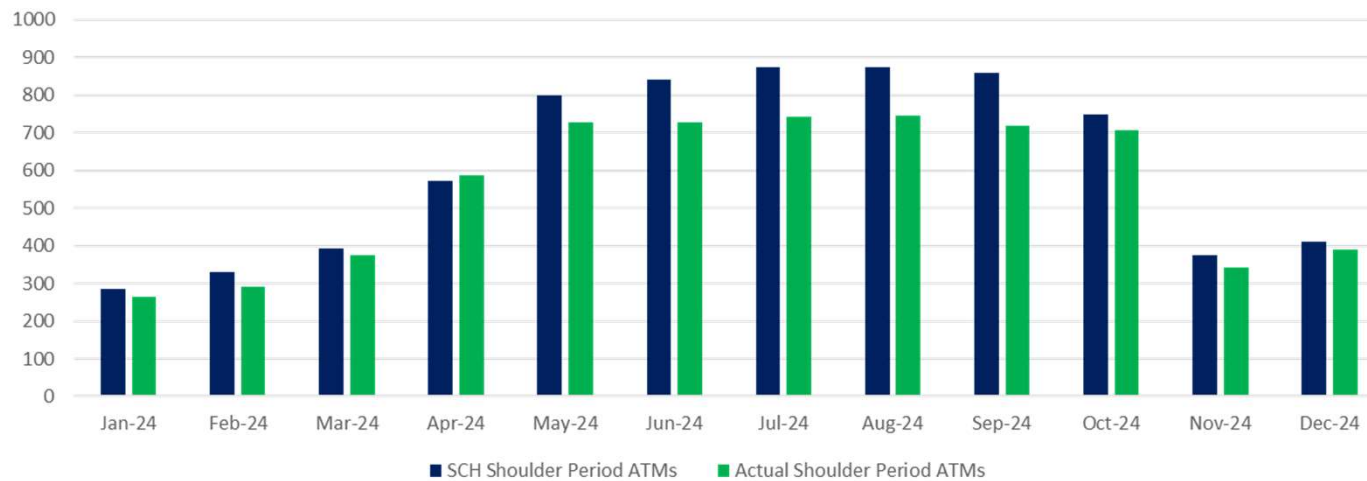


# Air Transport Movements

Shoulder period limit of 9,500 ATM per calendar year (2300-2329 & 0600-0659)

Month 2024	Jan	Feb	Mar	Apr	May	Jun	Jul	Aug	Sep	Oct	Nov	Dec	Total
Schedule ATM	285	330	394	571	798	840	874	875	858	747	376	411	7359
Actual ATM	264	291	375	588	728	727	741	746	717	705	342	389	6613
ATMs with dispensation	0	0	0	0	0	0	0	0	0	0	0	0	0
<b>Actual ATM</b>	<b>264</b>	<b>291</b>	<b>375</b>	<b>588</b>	<b>728</b>	<b>727</b>	<b>741</b>	<b>746</b>	<b>717</b>	<b>705</b>	<b>342</b>	<b>389</b>	<b>6613</b>

BRS Shoulder Period Actual v Schedule 2024



# Night Movements

Limit of 4,000 ATMs 2330-0600 in adjoining Summer and Winter season

Season	NM ATMs
S23	3398
W23/24	408
<b>Total</b>	<b>3806</b>

Season	NM ATMs
W23/24	408
S24	3476
<b>Total</b>	<b>3884</b>

Month 2024	Jan	Feb	Mar	Apr	May	Jun	Jul	Aug	Sep	Oct	Nov	Dec	Total
Schedule NM ATM	49	52	97	335	465	509	578	584	533	443	45	59	3705
Actual NM ATM	88	84	114	360	563	664	703	711	693	540	85	132	4737
NM Dispensations	26	6	25	30	85	130	137	123	134	82	19	35	832
<b>Net NM ATM</b>	<b>62</b>	<b>78</b>	<b>89</b>	<b>330</b>	<b>478</b>	<b>534</b>	<b>566</b>	<b>588</b>	<b>559</b>	<b>458</b>	<b>66</b>	<b>97</b>	<b>3905</b>